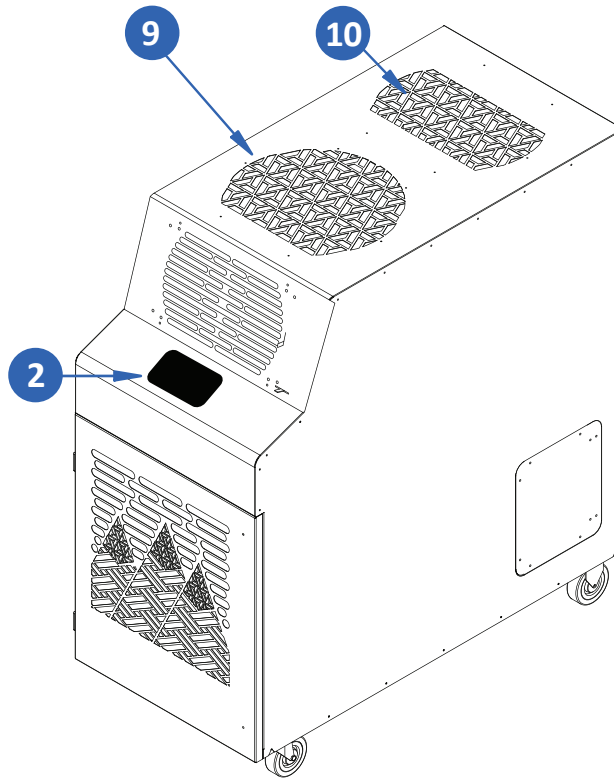
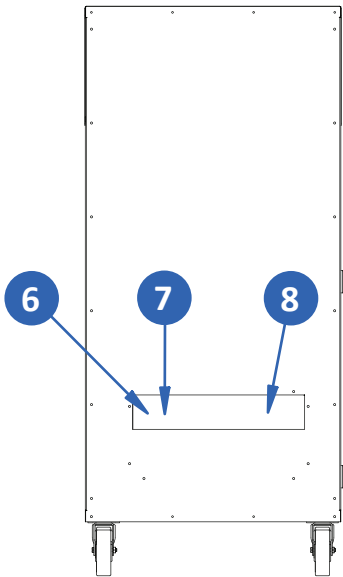
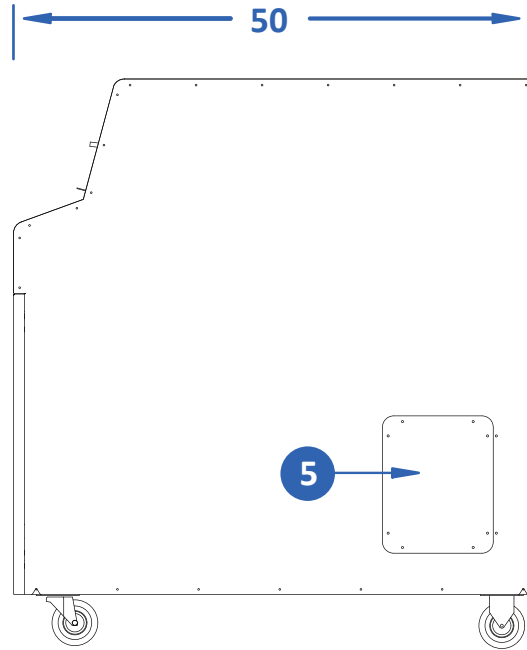
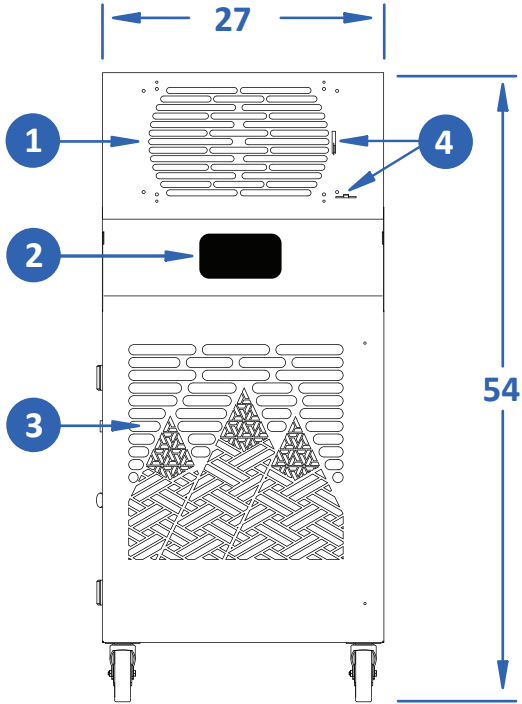


SPECIFICATIONS



KIB 6043-2

COOLING CAPACITY	BTU/hr @ 95F at 60% RH	60,000 (5-Ton)
COMPRESSOR DATA	Compressor Type	Hermetic Recip.
	Operating Temperatures	60-110 F 50%RH
	Refrigerant	407C
FAN DATA Evaporator	Fan Type (Centrifugal)	Direct Drive
	Air Flow (CFM)	2000/1 Speed
	Supply Air Device	Adjustable Vent
	Supply Air Chute Kit (optional)	2 - 10" Dia. x 24" Length
Condenser	I/O Integral Condenser	Balanced Air Flow
	Fan Type (Centrifugal)	Direct Drive x2
	Air Flow (CFM)	3500
	Condenser Duct Specs (optional)	2 - 18" Dia. x 8' Length
	Condenser Duct Max. Length	50'
ELECTRICAL DATA	Power Supply (Volts)	460 Three Phase
	Current Consumption (Amps)	12.3
	Power Consumption (Watts)	8.81
	Maximum Circuit Breaker (Amps)	20
	Minimum Circuit Ampacity(Amps)	14.2
	Min./Max. Voltage	420-500
	Power Cord Gauge/Length	10/4 SO 10' Pigtail
	Plug Configuration	Field Supplied
DIMENSIONAL DATA	Width x Depth x Height (Inches)	27" x 50" x 54"
	Weight (Lbs.)	523
	Shipping Weight (Lbs.)	623
	Ceiling Kit Weight (Lbs.)	56
	Shipping Weight w/ Ceiling Kit	679
SAFETY DEVICE DATA	Compressor Overload	Internal
	Fan Motor Overload	Automatic Internal
	Evaporator Freeze Protection	Hot Gas Bypass
	High Pressure Switch	Manual
	Low Pressure Switch	Automatic
	Compressor Short Cycle	Yes
	Automatic Restart	Yes
	Thermostat Type	Microprocessor/Digital
	Condensate Pump Over ow	Yes
	Condensate Tank Over ow	Yes



KIB6043-2

- | | |
|-------------------------|--------------------------|
| 1. Cold Air Supply | 6. Condensate Nipple |
| 2. Kool Pad Control Pad | 7. Condensate Alarm Jack |
| 3. Cold Air Return | 8. Cord Storage |
| 4. Vent Control | 9. Condenser Air Inlet |
| 5. Access Door | 10. Condenser Air Outlet |



KWIKOOL.COM